



HIGHLIGHTS OF PRESCRIBING INFORMATION
These highlights do not include all the information needed to use TIROSINT®-SOL safely and effectively. See full prescribing information for TIROSINT®-SOL.

TIROSINT®-SOL (levothyroxine sodium) oral solution
Initial U.S. Approval: 2000

WARNING: NOT FOR TREATMENT OF OBESITY OR FOR WEIGHT LOSS
See full prescribing information for complete boxed warning

- **Thyroid hormones, including TIROSINT-SOL, should not be used for the treatment of obesity or for weight loss.**
- **Doses beyond the range of daily hormonal requirements may produce serious or even life threatening manifestations of toxicity (6, 10).**

RECENT MAJOR CHANGES	
Indications and Usage (1)	11/2023
Dosage and Administration (2.1)	11/2023
Dosage and Administration (2.2)	11/2023
Dosage and Administration (2.3)	11/2023
Warnings and Precautions (5.1)	11/2023
Warnings and Precautions (5.4)	11/2023

INDICATIONS AND USAGE

TIROSINT-SOL is L-thyroxine (T4) indicated in adult and pediatric patients, including neonates, for:

- Hypothyroidism: As replacement therapy in primary (thyroidal), secondary (pituitary), and tertiary (hypothalamic) congenital or acquired hypothyroidism (1)
- Pituitary Thyrotropin (Thyroid-Stimulating Hormone, TSH) Suppression: As an adjunct to surgery and radioiodine therapy in the management of thyrotropin-dependent well-differentiated thyroid cancer (1)

Limitations of Use

- Not indicated for suppression of benign thyroid nodules and nontoxic diffuse goiter in iodine-sufficient patients (1)
- Not indicated for treatment of transient hypothyroidism during the recovery phase of subacute thyroiditis (1)

DOSAGE AND ADMINISTRATION

- Administer once daily, on an empty stomach, 15 minutes before breakfast (2.1)
- Administer at least 4 hours before or after drugs that are known to interfere with absorption (2.1)
- Evaluate the need for dose adjustments when regularly administering within an hour of certain foods that may affect TIROSINT-SOL absorption (2.1)
- To administer TIROSINT-SOL in water, squeeze the contents of one single unit-dose ampule into a glass or cup containing water (2.1)
- To administer TIROSINT-SOL directly, either squeeze it into the mouth OR onto a spoon and immediately consume (2.1)
- Starting dose depends on a variety of factors, including age, body weight, cardiovascular status, and concomitant medications. Peak therapeutic effect may not be attained for 4-6 weeks (2.2)

- See full prescribing information for dosing in specific patient populations (2.3)
- Adequacy of therapy determined with periodic monitoring of TSH and/or T4 as well as clinical status (2.4)

DOSAGE FORMS AND STRENGTHS

Oral solution: 13, 25, 37.5, 44, 50, 62.5, 75, 88, 100, 112, 125, 137, 150, 175, 200 mcg/mL (3)

CONTRAINDICATIONS

- Hypersensitivity to glycerol (4)
- Uncorrected adrenal insufficiency (4)

WARNINGS AND PRECAUTIONS

- **Serious risks related to overtreatment or undertreatment with TIROSINT-SOL:** Titrate the dose of TIROSINT-SOL carefully and monitor response to titration. (5.1)
- **Cardiac adverse reactions in the elderly and in patients with underlying cardiovascular disease:** Initiate TIROSINT-SOL at less than the full replacement dose because of the increased risk of cardiac adverse reactions, including atrial fibrillation. (2.3, 5.2, 8.5)
- **Myxedema coma:** Do not use oral thyroid hormone drug products to treat myxedema coma. (5.3)
- **Acute adrenal crisis in patients with concomitant adrenal insufficiency:** Treat with replacement glucocorticoids prior to initiation of TIROSINT-SOL treatment. (5.4)
- **Worsening of diabetic control:** Therapy in patients with diabetes mellitus may worsen glycemic control and result in increased antidiabetic agent or insulin requirements. Carefully monitor glycemic control after starting, changing, or discontinuing thyroid hormone therapy. (5.5)
- **Decreased bone mineral density associated with thyroid hormone over-replacement:** Over-replacement can increase bone resorption and decrease bone mineral density. Give the lowest effective dose. (5.6)

ADVERSE REACTIONS

Adverse reactions associated with TIROSINT-SOL are primarily those of hyperthyroidism due to therapeutic overdosage including: arrhythmias, myocardial infarction, dyspnea, muscle spasm, headache, nervousness, irritability, insomnia, tremors, muscle weakness, increased appetite, weight loss, diarrhea, heat intolerance, menstrual irregularities, and skin rash (6)

To Report SUSPECTED ADVERSE REACTIONS, contact IBSA Pharma Inc. at 1-800-587-3513, or FDA at 1-800-FDA-1088 or www.fda.gov/medwatch.

DRUG INTERACTIONS

See full prescribing information for drugs that affect thyroid hormone pharmacokinetics and metabolism (e.g., absorption, synthesis, secretion, catabolism, protein binding, and target tissue response) and may alter the therapeutic response to TIROSINT-SOL (7)

USE IN SPECIFIC POPULATIONS

Pregnancy may require the use of higher doses of TIROSINT-SOL (2.3, 8.1)

See 17 for PATIENT COUNSELING INFORMATION and FDA-approved patient labeling.

Revised: 11/2023

FULL PRESCRIBING INFORMATION: CONTENTS*

WARNING: NOT FOR TREATMENT OF OBESITY OR FOR WEIGHT LOSS

1 INDICATIONS AND USAGE

2 DOSAGE AND ADMINISTRATION

2.1 Important Administration Instructions

2.2 Important Considerations for Dosing

2.3 Recommended Dosage and Titration

2.4 Monitoring TSH and/or Thyroxine (T4) Levels

3 DOSAGE FORMS AND STRENGTHS

4 CONTRAINDICATIONS

5 WARNINGS AND PRECAUTIONS

5.1 Serious Risks Related to Overtreatment or Undertreatment with TIROSINT-SOL

5.2 Cardiac Adverse Reactions in the Elderly and in Patients with Underlying Cardiovascular Disease

5.3 Myxedema Coma

5.4 Acute Adrenal Crisis in Patients with Concomitant Adrenal Insufficiency

5.5 Worsening of Diabetic Control

5.6 Decreased Bone Mineral Density Associated with Thyroid Hormone Over-Replacement

6 ADVERSE REACTIONS

7 DRUG INTERACTIONS

7.1 Drugs Known to Affect Thyroid Hormone Pharmacokinetics

7.2 Antidiabetic Therapy

7.3 Oral Anticoagulants

7.4 Digitalis Glycosides

7.5 Antidepressant Therapy

7.6 Ketamine

7.7 Sympathomimetics

7.8 Tyrosine-Kinase Inhibitors

7.9 Drug-Food Interactions

7.10 Drug-Laboratory Test Interactions

8 USE IN SPECIFIC POPULATIONS

8.1 Pregnancy

8.2 Lactation

8.4 Pediatric Use

8.5 Geriatric Use

10 OVERDOSAGE

11 DESCRIPTION

12 CLINICAL PHARMACOLOGY

12.1 Mechanism of Action

12.2 Pharmacodynamics

12.3 Pharmacokinetics

13 NONCLINICAL TOXICOLOGY

13.1 Carcinogenesis, Mutagenesis, Impairment of Fertility

16 HOW SUPPLIED/STORAGE AND HANDLING

17 PATIENT COUNSELING INFORMATION

*Sections or subsections omitted from the full prescribing information are not listed.

FULL PRESCRIBING INFORMATION

WARNING: NOT FOR TREATMENT OF OBESITY OR FOR WEIGHT LOSS

- **Thyroid hormones, including TIROSINT-SOL, either alone or with other therapeutic agents, should not be used for the treatment of obesity or for weight loss.**
- **In euthyroid patients, doses within the range of daily hormonal requirements are ineffective for weight reduction.**
- **Larger doses may produce serious or even life threatening manifestations of toxicity, particularly when given in association with sympathomimetic amines such as those used for their anorectic effects [see Adverse Reactions (6), Drug Interactions (7.7), and Overdosage (10)].**

1 INDICATION AND USAGE

Hypothyroidism

TIROSINT-SOL is indicated in adult and pediatric patients, including neonates, as a replacement therapy in primary (thyroidal), secondary (pituitary), and tertiary (hypothalamic) congenital or acquired hypothyroidism.

Pituitary Thyrotropin (Thyroid-Stimulating Hormone, TSH) Suppression

TIROSINT-SOL is indicated in adult and pediatric patients, including neonates, as an adjunct to surgery and radioiodine therapy in the management of thyrotropin-dependent well-differentiated thyroid cancer.

Limitations of Use

- Tirosint-sol is not indicated for suppression of benign thyroid nodules and nontoxic diffuse goiter in iodine-sufficient patients as there are no clinical benefits and overtreatment with TIROSINT-SOL may induce hyperthyroidism [see Warnings and Precautions (5.1)].
- Tirosint-sol is not indicated for treatment of transient hypothyroidism during the recovery phase of subacute thyroiditis.

2 DOSAGE AND ADMINISTRATION

2.1 General Administration Information

Administer TIROSINT-SOL as a single daily oral dose, on an empty stomach, 15 minutes before breakfast.

Administer TIROSINT-SOL at least 4 hours before or after drugs known to interfere with TIROSINT-SOL absorption [see Drug Interactions (7.1)].

Evaluate the need for dose adjustments when regularly administering within an hour of certain foods that may affect TIROSINT-SOL absorption [see Dosage and Administration (2.2 and 2.3), Drug Interactions (7.9) and Clinical Pharmacology (12.3)].

TIROSINT-SOL may be administered in water or directly into the mouth:

- To administer TIROSINT-SOL in water, squeeze the contents of one single unit-dose ampule into a glass or cup containing water. Stir the diluted TIROSINT-SOL and drink all of it immediately. Rinse the glass or cup with additional water and drink the contents to ensure that the total dose is taken. Do not dilute TIROSINT-SOL in a medium other than water. Open the ampule and prepare the solution immediately before intake.
- To administer TIROSINT-SOL directly (without water), either squeeze it into the mouth OR onto a spoon and immediately consume.

2.2 Important Considerations for Dosing

The dosage of TIROSINT-SOL for hypothyroidism or pituitary TSH suppression depends on a variety of factors including: the patient's age, body weight, cardiovascular status, concomitant medical conditions (including pregnancy), concomitant medications, co-administered food, and the specific nature of the condition being treated [see Dosage and Administration (2.3), Warnings and Precautions (5), and Drug Interactions (7)]. Dosing must be individualized to account for these factors and dosage adjustments made based on periodic assessment of the patient's clinical response and laboratory parameters [see Dosage and Administration (2.4)].

For adult patients with primary hypothyroidism, titrate until the patient is clinically euthyroid and the serum TSH returns to normal [see Dosage and Administration (2.3)].

For secondary or tertiary hypothyroidism, serum TSH is not a reliable measure of TIROSINT-SOL dosage adequacy and should not be used to monitor therapy. Use the serum free-T4 level to titrate TIROSINT-SOL dosing until the patient is clinically euthyroid and the serum free-T4 level is restored to the upper half of the normal range [see Dosage and Administration (2.3)].

The peak therapeutic effect of a given dose of TIROSINT-SOL may not be attained for 4 to 6 weeks.

2.3 Recommended Dosage and Titration

Primary, Secondary, and Tertiary Hypothyroidism in Adults

The recommended starting daily dosage of TIROSINT-SOL in adults with primary, secondary, or tertiary hypothyroidism is based on age and comorbid cardiac conditions, as described in Table 1. For patients at risk of atrial fibrillation or patients with underlying cardiac disease, start with a lower dosage and titrate the dosage more slowly to avoid exacerbation of cardiac symptoms. Dosage titration is based on serum TSH or free-T4 [see Dosage and Administration (2.2)].

Table 3. TIROSINT-SOL Dosing Guidelines for Hypothyroidism in Pregnant Patients

Patient Population	Starting Dosage	Dose Adjustment and Titration
Pre-existing primary hypothyroidism with serum TSH above normal trimester-specific range	Pre-pregnancy dosage may increase during pregnancy	Increase TIROSINT-SOL dosage by 12.5 to 25 mcg per day. Monitor TSH every 4 weeks until a stable dose is reached and serum TSH is within normal trimester-specific range.
New onset hypothyroidism (TSH ≥ 10 mIU per liter)	1.6 mcg/kg/day	Reduce TIROSINT-SOL dosage to pre-pregnancy levels immediately after delivery. Monitor serum TSH 4 to 8 weeks postpartum.
New onset hypothyroidism (TSH < 10 mIU per liter)	1.0 mcg/kg/day	Monitor serum TSH every 4 weeks and adjust TIROSINT-SOL dosage until serum TSH is within normal trimester-specific range.

TSH Suppression in Well-Differentiated Thyroid Cancer in Adults and Pediatric Patients

The TIROSINT-SOL dosage is based on the target level of TSH suppression for the stage and clinical status of thyroid cancer.

2.4 Monitoring TSH and/or Thyroxine (T4) Levels

Assess the adequacy of therapy by periodic assessment of laboratory tests and clinical evaluation. Persistent clinical and laboratory evidence of hypothyroidism, despite an apparent adequate replacement dose of TIROSINT-SOL, may be evidence of inadequate absorption, poor compliance, drug interactions, or a combination of these factors.

Adults

In adult patients with primary hypothyroidism, monitor serum TSH levels after an interval of 6 to 8 weeks after any change in dosage. In patients on a stable and appropriate replacement dosage, evaluate clinical and biochemical response every 6 to 12 months and whenever there is a change in the patient's clinical status.

Pediatric Patients

In patients with hypothyroidism, assess the adequacy of replacement therapy by measuring both serum TSH and total or free-T4. Monitor TSH and total or free-T4 in pediatric patients as follows: 2 and 4 weeks after the initiation of treatment, 2 weeks after any change in dosage, and then every 3 to 12 months thereafter following dosage stabilization until growth is completed. Poor compliance or abnormal values may necessitate more frequent monitoring. Perform routine clinical examination, including assessment of mental and physical growth and development, and bone maturation, at regular intervals.

The general aim of therapy is to normalize the serum TSH level. TSH may not normalize in some patients due to in utero hypothyroidism causing a resetting of pituitary-thyroid feedback. Failure of the serum T4 to increase into the upper half of the normal range within 2 weeks of initiation of TIROSINT-SOL therapy and/or of the serum TSH to decrease below 20 mIU per Liter within 4 weeks may indicate the patient is not receiving adequate therapy. Assess compliance, dose of medication administered, and method of administration prior to increasing the dose of TIROSINT-SOL [see Warnings and Precautions (5.1) and Use in Specific Populations (8.4)].

Secondary (Pituitary) and Tertiary (Hypothalamic) Hypothyroidism

Monitor serum free-T4 levels and maintain in the upper half of the normal range in these patients.

3 DOSAGE FORMS AND STRENGTHS

TIROSINT-SOL oral solution is a clear, colorless to slightly yellow solution supplied in a 1 mL white, non-transparent, unit-dose ampule. Each ampule bears a colored label with the dosage strength and the product name (TIROSINT-SOL) [Table 4].

Table 4. TIROSINT-SOL Solution Strengths and Identifying Features

Strength (mcg/mL)	Color
13	Green
25	Orange
37.5	Dark Blue
44	Red
50	White
75	Purple
62.5	Grey
88	Olive
100	Yellow
112	Rose
125	Brown
137	Turquoise
150	Blue
175	Lilac
200	Pink

4 CONTRAINDICATIONS

TIROSINT-SOL is contraindicated in patients with:

- Hypersensitivity to glycerol, the inactive ingredient in TIROSINT-SOL [see Adverse Events (6)].
- Uncorrected adrenal insufficiency [see Warnings and Precautions (5.4)].

5 WARNINGS AND PRECAUTIONS

5.1 Serious Risks Related to Overtreatment or Undertreatment with TIROSINT-SOL

TIROSINT-SOL has a narrow therapeutic index. Overtreatment or undertreatment with TIROSINT-SOL may have negative effects on growth and development, cardiovascular function, bone metabolism, reproductive function, cognitive function, gastrointestinal function, and glucose and lipid metabolism in adult or pediatric patients.

In pediatric patients with congenital and acquired hypothyroidism, undertreatment may adversely affect cognitive development and linear growth, and overtreatment is associated with craniosynostosis and acceleration of bone age [see Use in Specific Populations (8.4)].

Titrate the dose of TIROSINT-SOL carefully and monitor response to titration to avoid these effects [see Dosage and Administration (2.4)]. Consider the potential for food or drug interactions and adjust the administration or dosage of TIROSINT-SOL as needed [see Dosage and Administration (2.1), Drug Interactions (7.1), and Clinical Pharmacology (12.3)].

5.2 Cardiac Adverse Reactions in the Elderly and in Patients with Underlying Cardiovascular Disease

Overtreatment with levothyroxine may cause an increase in heart rate, cardiac wall thickness, and cardiac contractility and may precipitate angina or arrhythmias, particularly in patients with cardiovascular disease and in elderly patients. Initiate TIROSINT-SOL therapy in this population at lower doses than those recommended in younger individuals or in patients without cardiac disease [see Dosage and Administration (2.3) and Use in Specific Populations (8.5)].

Monitor for cardiac arrhythmias during surgical procedures in patients with coronary artery disease receiving suppressive TIROSINT-SOL therapy. Monitor patients receiving concomitant TIROSINT-SOL and sympathomimetic agents for signs and symptoms of coronary insufficiency. If cardiac symptoms develop or worsen, reduce the TIROSINT-SOL dose or withhold it for one week and restart at a lower dose.

5.3 Myxedema Coma

Myxedema coma is a life-threatening emergency characterized by poor circulation and hypometabolism, and may result in unpredictable absorption of levothyroxine sodium from the gastrointestinal tract. Use of oral thyroid hormone drug products is not recommended to treat myxedema coma. Administer thyroid hormone products formulated for intravenous administration to treat myxedema coma.

5.4 Acute Adrenal Crisis in Patients with Concomitant Adrenal Insufficiency

Thyroid hormone increases metabolic clearance of glucocorticoids. Initiation of thyroid hormone therapy prior to initiating glucocorticoid therapy may precipitate an acute adrenal crisis in patients with adrenal insufficiency. Treat patients with adrenal insufficiency with replacement glucocorticoids prior to initiating treatment with TIROSINT-SOL [see Contraindications (4)].

5.5 Worsening of Diabetic Control

Addition of levothyroxine therapy in patients with diabetes mellitus may worsen glycemic control and result in increased antidiabetic agent or insulin requirements. Carefully monitor glycemic control after starting, changing, or discontinuing TIROSINT-SOL [see Drug Interactions (7.2)].

5.6 Decreased Bone Mineral Density Associated with Thyroid Hormone Over-Replacement

Increased bone resorption and decreased bone mineral density may occur as a result of levothyroxine over-replacement, particularly in post-menopausal women. The increased bone resorption may be associated with increased serum levels and urinary excretion of calcium and phosphorus, elevations in bone alkaline phosphatase, and suppressed serum parathyroid hormone levels. Administer the minimum dose of TIROSINT-SOL that achieves the desired clinical and biochemical response to mitigate this risk.

6 ADVERSE REACTIONS

Adverse reactions associated with TIROSINT-SOL therapy are primarily those of hyperthyroidism due to therapeutic overdosage [see Warnings and Precautions (5) and Overdosage (10)]. They include the following:

- **General:** fatigue, increased appetite, weight loss, heat intolerance, fever, excessive sweating
- **Central nervous system:** headache, hyperactivity, nervousness, anxiety, irritability, emotional lability, insomnia
- **Musculoskeletal:** tremors, muscle weakness, muscle spasm
- **Cardiovascular:** palpitations, tachycardia, arrhythmias, increased pulse and blood pressure, heart failure, angina, myocardial infarction, cardiac arrest
- **Respiratory:** dyspnea
- **Gastrointestinal (GI):** diarrhea, vomiting, abdominal cramps, elevations in liver function tests
- **Dermatologic:** hair loss, flushing, rash
- **Endocrine:** decreased bone mineral density
- **Reproductive:** menstrual irregularities, impaired fertility

Seizures have been reported rarely with the institution of levothyroxine therapy.

Adverse Reactions in Pediatric Patients

Pseudotumor cerebri and slipped capital femoral epiphysis have been reported in pediatric patients receiving levothyroxine therapy. Overtreatment may result in craniosynostosis in infants who have not undergone closure of the fontanelles, and in premature closure of the epiphyses in pediatric patients still experiencing growth with resultant compromised adult height.

Hypersensitivity Reactions

Hypersensitivity reactions to inactive ingredients have occurred in patients treated with thyroid hormone products. These include urticaria, pruritus, skin rash, flushing, angioedema, various GI symptoms (abdominal pain, nausea, vomiting and diarrhea), fever, arthralgia, serum sickness, and wheezing. Hypersensitivity to levothyroxine itself is not known to occur.

7 DRUG INTERACTIONS

7.1 Drugs Known to Affect Thyroid Hormone Pharmacokinetics

Many drugs can exert effects on thyroid hormone pharmacokinetics and metabolism (e.g., absorption, synthesis, secretion, catabolism, protein binding, and target tissue response) and may alter the therapeutic response to TIROSINT-SOL (Tables 5 to 8).

Table 5. Drugs That May Decrease T4 Absorption (Hypothyroidism)

Drug or Drug Class	Effect
Phosphate Binders (e.g., calcium carbonate, ferrous sulfate, sevelamer, lanthanum)	Phosphate binders may bind to levothyroxine. Administer TIROSINT-SOL at least 4 hours apart from these agents.
Orlistat	Monitor patients treated concomitantly with orlistat and TIROSINT-SOL for changes in thyroid function.
Bile Acid Sequestrants (e.g., colestevlam, cholestyramine, colestipol)	Bile acid sequestrants and ion exchange resins are known to decrease levothyroxine absorption. Administer TIROSINT-SOL at least 4 hours prior to these drugs or monitor TSH levels.
Ion Exchange Resins (e.g., Kayexalate)	
Sucralfate Antacids (e.g., aluminum & magnesium hydroxides, simethicone)	Gastric acidity is an essential requirement for adequate absorption of levothyroxine. However, gastric acidity may not be as essential for the absorption of TIROSINT-SOL. Sucralfate and antacids may cause hypochlorhydria, affect gastric pH, and reduce levothyroxine absorption. Monitor patients appropriately.

Table 6. Drugs That May Alter T4 and Triiodothyronine (T3) Serum Transport Without Affecting Free Thyroxine (FT4) Concentration (Euthyroidism)

Drug or Drug Class	Effect
Clofibrate Estrogen-containing oral contraceptives Estrogens (oral) Heroin / Methadone 5-Fluorouracil Mitotane Tamoxifen	These drugs may increase serum thyroxine-binding globulin (TBG) concentration.
Androgens / Anabolic Steroids Asparaginase Glucocorticoids Slow-Release Nicotinic Acid	These drugs may decrease serum TBG concentration.

Potential impact (below): Administration of these agents with TIROSINT-SOL results in an initial transient increase in FT4. Continued administration results in a decrease in serum T4 and normal FT4 and TSH concentrations.

Salicylates (> 2 g/day)

Salicylates inhibit binding of T4 and T3 to TBG and transthyretin. An initial increase in serum FT4 is followed by return of FT4 to normal levels with sustained therapeutic serum salicylate concentrations, although total T4 levels may decrease by as much as 30%.

Other drugs:
Carbamazepine
Furosemide (> 80 mg IV)
Heparin
Non-Steroidal Anti-inflammatory Drugs:
Fenamates

These drugs may cause protein-binding site displacement. Furosemide has been shown to inhibit the protein binding of T4 to TBG and albumin, causing an increase free-T4 fraction in serum. Furosemide competes for T4-binding sites on TBG, prealbumin, and albumin, so that a single high dose can acutely lower the total T4 level. Phenytoin and carbamazepine reduce serum protein binding of levothyroxine, and total and free-T4 may be reduced by 20% to 40%, but most patients have normal serum TSH levels and are clinically euthyroid. Closely monitor thyroid hormone parameters.

Table 7. Drugs That May Alter Hepatic Metabolism of T4 (Hypothyroidism)

Drug or Drug Class	Effect
Phenobarbital Rifampin	Phenobarbital has been shown to reduce the response to thyroidine. Phenobarbital increases L-thyroxine metabolism by inducing uridine 5'-diphospho-glucuronosyltransferase (UGT) and leads to a lower T4 serum levels. Changes in thyroid status may occur if barbiturates are added or withdrawn from patients being treated for hypothyroidism. Rifampin has been shown to accelerate the metabolism of levothyroxine.

Table 8. Drugs That May Decrease Conversion of T4 to T3

Potential impact: Administration of these enzyme inhibitors decreases the peripheral conversion of T4 to T3, leading to decreased T3 levels. However, serum T4 levels are usually normal but may occasionally be slightly increased.

Drug or Drug Class	Effect
Beta-adrenergic antagonists (e.g., Propranolol > 160 mg/day)	In patients treated with large doses of propranolol (> 160 mg/day), T3 and T4 levels change, TSH levels remain normal, and patients are clinically euthyroid. Actions of particular beta-adrenergic antagonists may be impaired when a hypothyroid patient is converted to the euthyroid state.
Glucocorticoids (e.g., Dexamethasone ≥ 4 mg/day)	Short-term administration of large doses of glucocorticoids may decrease serum T3 concentrations by 30% with minimal change in serum T4 levels. However, long-term glucocorticoid therapy may result in slightly decreased T3 and T4 levels due to decreased TBG production (See above).
Other drugs: Amiodarone	Amiodarone inhibits peripheral conversion of T4 to T3 and may cause isolated biochemical changes (increase in serum free-T4, and decrease or normal free-T3) in clinically euthyroid patients.

7.2 Antidiabetic Therapy

Addition of TIROSINT-SOL therapy in patients with diabetes mellitus may worsen glycemic control and result in increased antidiabetic agent or insulin requirements. Carefully monitor glycemic control, especially when thyroid therapy is started, changed, or discontinued [see Warnings and Precautions (5.5)].

7.3 Oral Anticoagulants

TIROSINT-SOL increases the response to oral anticoagulant therapy. Therefore, a decrease in the dose of anticoagulant may be warranted with correction of the hypothyroid state or when the TIROSINT-SOL dose is increased. Closely monitor coagulation tests to permit appropriate and timely dosage adjustments.

7.4 Digitalis Glycosides

TIROSINT-SOL may reduce the therapeutic effects of digitalis glycosides. Serum digitalis glycoside levels may decrease when a hypothyroid patient becomes euthyroid, necessitating an increase in the dose of digitalis glycosides.

7.5 Antidepressant Therapy

Concurrent use of tricyclic (e.g., amitriptyline) or tetracyclic (e.g., maprotiline) antidepressants and TIROSINT-SOL may increase the therapeutic and toxic effects of both drugs, possibly due to increased receptor sensitivity to catecholamines. Toxic effects may include increased risk of cardiac arrhythmias and central nervous system stimulation. TIROSINT-SOL may accelerate the onset of action of tricyclics. Administration of sertraline in patients stabilized on TIROSINT-SOL may result in increased TIROSINT-SOL requirements.

7.6 Ketamine

Concurrent use of ketamine and TIROSINT-SOL may produce marked hypertension and tachycardia. Closely monitor blood pressure and heart rate in these patients.

7.7 Sympathomimetics

Concurrent use of sympathomimetics and TIROSINT-SOL may increase the effects of sympathomimetics or thyroid hormone. Thyroid hormones may increase the risk of coronary insufficiency when sympathomimetic agents are administered to patients with coronary artery disease.

7.8 Tyrosine-Kinase Inhibitors

Concurrent use of tyrosine-kinase inhibitors such as imatinib may cause hypothyroidism. Closely monitor TSH levels in such patients.

7.9 Drug-Food Interactions

Concurrent use of certain foods may affect TIROSINT-SOL absorption thereby necessitating adjustments in dosing [see *Dosage and Administration* (2.1)]. Soybean flour (infant formula), cottonseed meal, walnuts, and dietary fiber may bind and decrease the absorption of TIROSINT-SOL from the gastrointestinal tract. Grapefruit juice may delay the absorption of levothyroxine and reduce its bioavailability.

7.10 Drug-Laboratory Test Interactions

Consider changes in TBG concentration when interpreting T4 and T3 values. Measure and evaluate unbound (free) hormone and/or determine the free-T4 index (FT4I) in this circumstance. Pregnancy, infectious hepatitis, estrogens, estrogen-containing oral contraceptives, and acute intermittent porphyria increase TBG concentrations. Nephrosis, severe hypoproteinemias, severe liver disease, acromegaly, androgens and corticosteroids decrease TBG concentration. Familial hyper- or hypo-thyroxine binding globulinemias have been described, with the incidence of TBG deficiency approximating 1 in 9000.

8 USE IN SPECIFIC POPULATIONS

8.1 Pregnancy

Risk Summary

The clinical experience, including data from published postmarketing studies, in pregnant women treated with oral levothyroxine to maintain euthyroid state have not reported increased rates of major birth defects, miscarriages, or other adverse maternal or fetal outcomes. There are risks to the mother and fetus associated with untreated hypothyroidism in pregnancy. Since TSH levels may increase during pregnancy, TSH should be monitored and TIROSINT-SOL dosage adjusted during pregnancy [see *Clinical Considerations*]. Animal reproductive studies have not been conducted with levothyroxine sodium. TIROSINT-SOL should not be discontinued during pregnancy and hypothyroidism diagnosed during pregnancy should be promptly treated. The estimated background risk of major birth defects and miscarriage for the indicated population is unknown. All pregnancies have a background risk of birth defect, loss, or other adverse outcomes. In the U.S. general population, the estimated background risk of major birth defects and miscarriage in clinically recognized pregnancies is 2% to 4% and 15% to 20%, respectively.

Clinical Considerations

Disease-Associated Maternal and/or Embryo/Fetal Risk

Maternal hypothyroidism during pregnancy is associated with a higher rate of complications, including spontaneous abortion, gestational hypertension, pre-eclampsia, stillbirth, and premature delivery. Untreated maternal hypothyroidism may have an adverse effect on fetal neurocognitive development.

Dose Adjustments During Pregnancy and the Postpartum Period

Pregnancy may increase TIROSINT-SOL requirements. Serum TSH levels should be monitored and the TIROSINT-SOL dosage adjusted during pregnancy. Since postpartum TSH levels are similar to preconception values, the TIROSINT-SOL dosage should return to the pre-pregnancy dose immediately after delivery [see *Dosage and Administration* (2.3)].

8.2 Lactation

Risk Summary

Published studies report that levothyroxine is present in human milk following the administration of oral levothyroxine. No adverse effects on the breastfed infant have been reported and this no information on the effects of levothyroxine on milk production. Adequate levothyroxine treatment during lactation may normalize milk production in hypothyroid lactating mothers with low milk supply. The developmental and health benefits of breastfeeding should be considered along with the mother's clinical need for TIROSINT-SOL and any potential adverse effects on the breastfed infant from TIROSINT-SOL or from the underlying maternal condition.

8.4 Pediatric Use

TIROSINT-SOL is indicated in patients from birth to less than 17 years of age:

- As a replacement therapy in primary (thyroidal), secondary (pituitary), and tertiary (hypothalamic) congenital or acquired hypothyroidism
- As an adjunct to surgery and radioiodine therapy in the management of thyrotropin-dependent well-differentiated thyroid cancer

Rapid restoration of normal serum T4 concentrations is essential for preventing the adverse effects of congenital hypothyroidism on overall development as well as on overall physical growth and maturation. Therefore, initiate TIROSINT-SOL therapy immediately upon diagnosis. Levothyroxine is generally continued for life in these patients [see *Warnings and Precautions* (5.1)]. Closely monitor infants during the first two weeks of TIROSINT-SOL therapy for cardiac overload and arrhythmias.

8.5 Geriatric Use

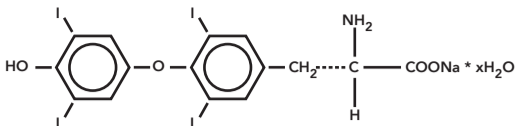
Because of the increased prevalence of cardiovascular disease among the elderly, initiate TIROSINT-SOL at less than the full replacement dose [see *Dosage and Administration* (2.3) and *Warnings and Precautions* (5.2)]. Atrial arrhythmias can occur in elderly patients. Atrial fibrillation is the most common of the arrhythmias observed with levothyroxine overtreatment in the elderly.

10 OVERDOSAGE

The signs and symptoms of overdosage are those of hyperthyroidism [see *Warnings and Precautions* (5) and *Adverse Reactions* (6)]. In addition, confusion and disorientation may occur. Cerebral embolism, shock, coma, and death have been reported. Seizures occurred in a 3-year-old child ingesting 3.6 mg of levothyroxine. Symptoms may not necessarily be evident or may not appear until several days after ingestion of levothyroxine sodium. Reduce the TIROSINT-SOL dose or discontinue temporarily if signs or symptoms of overdosage occur. Initiate appropriate supportive treatment as dictated by the patient's medical status. For current information on the management of poisoning or overdosage, contact the National Poison Control Center at 1-800-222-1222 or www.poisoin.org.

11 DESCRIPTION

TIROSINT-SOL (levothyroxine sodium) oral solution contains synthetic L-3,3',5,5'-tetraiodothyronine sodium salt [levothyroxine (T4) sodium]. Synthetic T4 is chemically identical to that produced in the human thyroid gland. Levothyroxine (T4) sodium has an empirical formula of C₁₅H₁₁INNNaO₄ • x H₂O (where x = 5), molecular weight of 798.86 g/mol (anhydrous), and structural formula as shown:



TIROSINT-SOL oral solution is a clear, colorless to slightly yellow solution supplied in a 1 mL white, non-transparent, unit-dose ampule and is available in the following strengths (mcg/mL): 13, 25, 37.5, 44, 50, 62.5, 75, 88, 100, 112, 125, 137, 150, 175, 200. The inactive ingredients in TIROSINT-SOL are glycerol and water.

12 CLINICAL PHARMACOLOGY

12.1 Mechanism of Action

Thyroid hormones exert their physiologic actions through control of DNA transcription and protein synthesis. Triiodothyronine (T3) and L-thyroxine (T4) diffuse into the cell nucleus and bind to thyroid receptor proteins attached to DNA. This hormone nuclear receptor complex activates gene transcription and synthesis of messenger RNA and cytoplasmic proteins. The physiological actions of thyroid hormones are produced predominantly by T3, the majority of which (approximately 80%) is derived from T4 by deiodination in peripheral tissues.

12.2 Pharmacodynamics

Oral levothyroxine sodium is a synthetic T4 hormone that exerts the same physiologic effect as endogenous T4, thereby maintaining normal T4 levels when a deficiency is present.

12.3 Pharmacokinetics

Absorption

Absorption of orally administered T4 from the gastrointestinal (GI) tract ranges from 40% to 80%. The majority of the levothyroxine dose is absorbed from the jejunum and upper ileum. The relative bioavailability of TIROSINT-SOL compared to TIROSINT capsules, is approximately 98%. T4 absorption is increased by fasting, and decreased in malabsorption syndromes and by certain foods such as soybeans. Dietary fiber decreases the bioavailability of T4. Absorption may also decrease with age. In addition, many drugs and foods affect T4 absorption [see *Drug Interactions* (7)].

Effect of Food

No clinically significant differences in levothyroxine pharmacokinetics were observed between TIROSINT-SOL administered 15 minutes and 30 minutes before a high-fat high-calorie meal (about 800 – 1000 kcal, 50% fat) [see *Dosage and Administration* (2.1)].

Distribution

Circulating thyroid hormones are greater than 99% bound to plasma proteins, including thyroxine-binding globulin (TBG), thyroxine-binding prealbumin (TBPA), and thyroxine-binding albumin (TBA), whose capacities and affinities vary for each hormone. The higher affinity of both TBG and TBPA for T4 partially explains the higher serum levels, slower metabolic clearance, and longer half-life of T4 compared to T3. Protein-bound thyroid hormones exist in reverse equilibrium with small amounts of free hormone. Only unbound hormone is metabolically active. Many drugs and physiologic conditions affect the binding of thyroid hormones to serum proteins [see *Drug Interactions* (7)]. Thyroid hormones do not readily cross the placental barrier [see *Use in Specific Populations* (8.1)].

Elimination

Metabolism

T4 is slowly eliminated (Table 9). The major pathway of thyroid hormone metabolism is through sequential deiodination. Approximately 80% of circulating T3 is derived from peripheral T4 by monodeiodination. The liver is the major site of degradation for both T4 and T3, with T4 deiodination also occurring at a number of additional sites, including the kidney and other tissues. Approximately 80% of the daily dose of T4 is deiodinated to yield equal amounts of T3 and reverse T3 (rT3). T3 and rT3 are further deiodinated to diiodothyronine. Thyroid hormones are also metabolized via conjugation with glucuronides and sulfates and excreted directly into the bile and gut where they undergo enterohepatic recirculation.

Excretion

Thyroid hormones are primarily eliminated by the kidneys. A portion of the conjugated hormone reaches the colon unchanged and is eliminated in the feces. Approximately 20% of T4 is eliminated in the stool. Urinary excretion of T4 decreases with age.

Table 9. Pharmacokinetic Parameters of Thyroid Hormones in Euthyroid Patients

Hormone	Ratio in Thyroglobulin	Biologic Potency	Half-Life (Days)	Protein Binding (%)*
Levothyroxine (T4)	10 – 20	1	6 – 7 [†]	99.96
Liothyronine (T3)	1	4	≤ 2	99.5

* Includes TBG, TBPA and TBA.

[†] 3 – 4 days in hyperthyroidism, 9 to 10 days in hypothyroidism.

Drug Interaction Study

No clinically significant differences in TIROSINT-SOL pharmacokinetics were observed when orally coadministered with omeprazole.

13 NONCLINICAL TOXICOLOGY

13.1 Carcinogenesis, Mutagenesis, Impairment of Fertility

Long-term carcinogenicity studies in animals to evaluate the carcinogenic potential of levothyroxine have not been performed. Studies to evaluate mutagenic potential and animal fertility have not been performed.

16 HOW SUPPLIED/STORAGE AND HANDLING

How Supplied

TIROSINT-SOL (levothyroxine sodium) oral solution is a clear, colorless to slightly yellow solution supplied in a 1 mL white, non-transparent, unit-dose ampule. The dosage strength is identified on the box and the pouch, and is associated with a distinct color. Each ampule bears a colored label with the dosage strength and the product name (TIROSINT-SOL) (Table 10).

Table 10. TIROSINT-SOL Solution Strengths and Packaging Description

Strength (mcg/mL)	Color*	Box NDC (30 Unit-Dose Ampules)	Pouch NDC (5 Unit-Dose Ampules)
13	Green	71858-0105-5	71858-0105-4
25	Orange	71858-0110-5	71858-0110-4
37.5	Dark Blue	71858-0112-5	71858-0112-4
44	Red	71858-0113-5	71858-0113-4
50	White	71858-0115-5	71858-0115-4
62.5	Grey	71858-0117-5	71858-0117-4
75	Purple	71858-0120-5	71858-0120-4
88	Olive	71858-0125-5	71858-0125-4
100	Yellow	71858-0130-5	71858-0130-4
112	Rose	71858-0135-5	71858-0135-4
125	Brown	71858-0140-5	71858-0140-4
137	Turquoise	71858-0145-5	71858-0145-4
150	Blue	71858-0150-5	71858-0150-4
175	Lilac	71858-0155-5	71858-0155-4
200	Pink	71858-0160-5	71858-0160-4

* Shown on box, pouch and ampule.

Storage and Handling

Store TIROSINT-SOL in the original container (closed pouch) at 20°C to 25°C (68 °F to 77°F); excursions permitted to 15° to 30°C (59°F to 86°F) [see USP Controlled Room Temperature]. Use TIROSINT-SOL oral solution within three (3) months after opening the pouch. Keep the ampules in the pouch until ready to use as important information may be lost (i.e., manufacturer/distributor names and distributor contact phone number).

17 PATIENT COUNSELING INFORMATION

Advise the patient and/or caregiver to read the FDA-approved patient labeling (Patient Information and Instructions for Use).

Dosing and Administration

- Instruct patients to take TIROSINT-SOL only as directed by their healthcare provider.
- Instruct patients to take TIROSINT-SOL 15 minutes before breakfast.
- Instruct patients about the TIROSINT-SOL dosing instructions.
- Inform patients that agents such as iron and calcium supplements and antacids can decrease the absorption of levothyroxine. Instruct patients not to take TIROSINT-SOL within 4 hours of these agents.
- Instruct patients to notify their healthcare provider should they become pregnant or are thinking of becoming pregnant while taking TIROSINT-SOL.

Important Information

- Inform patients that it may take several weeks before they notice an improvement in symptoms.
- Inform patients that the levothyroxine in TIROSINT-SOL is intended to replace a hormone that is normally produced by the thyroid gland. Generally, replacement therapy is to be taken for life.
- Inform patients that TIROSINT-SOL should not be used as a primary or adjunctive therapy in a weight control program.
- Instruct patients to notify their healthcare provider if they are taking any other medications, including prescription and over-the-counter preparations.
- Instruct patients to notify their healthcare provider of any other medical conditions, particularly heart disease, diabetes, clotting disorders, and adrenal or pituitary gland problems, as the dose of medications used to control these other conditions may need to be adjusted while taking TIROSINT-SOL. If they have diabetes, instruct patients to monitor their blood and/or urinary glucose levels as directed by their physician and immediately report any changes to their physician. If patients are taking anticoagulants, their clotting status should be checked frequently.
- Instruct patients to notify their physician or dentist that they are taking TIROSINT-SOL prior to any surgery.

Adverse Reactions

- Instruct patients to notify their healthcare provider if they experience any of the following symptoms: rapid or irregular heartbeat, chest pain, shortness of breath, leg cramps, headache, nervousness, irritability, sleeplessness, tremors, change in appetite, weight loss, vomiting, diarrhea, excessive sweating, heat intolerance, fever, changes in menstrual periods, hives or skin rash, or any other unusual medical event.
- Inform patients that partial hair loss may occur rarely during the first few months of TIROSINT-SOL therapy, but this is usually temporary.

Manufactured for IBSA Pharma Inc. by:

IBSA Institut Biochimique SA
6912 Pazzallo
Switzerland

Distributed by:

IBSA Pharma Inc.
Parsippany, NJ 07054
USA

PATIENT INFORMATION

TIROSINT®-SOL [tee-row-sent-sōl] (levothyroxine sodium) oral solution

What is the most important information I should know about TIROSINT-SOL?

Do not use TIROSINT-SOL to treat weight problems or weight loss.

What is TIROSINT-SOL?

TIROSINT-SOL is a prescription medicine that contains a hormone called levothyroxine which is normally produced by the thyroid gland. TIROSINT-SOL is used:

- to replace or give extra levothyroxine in people whose thyroid does not produce enough of this hormone; or
- with surgery and radiiodine therapy to manage a type of thyroid cancer called thyroid-dependent well-differentiated thyroid cancer.

TIROSINT-SOL should not be used to treat people who are recovering from swelling of the thyroid gland (thyroiditis) and whose bodies do not produce enough levothyroxine for a short time.

Do not take TIROSINT-SOL:

- if you are allergic to glycerol the inactive ingredient in TIROSINT-SOL; or
- if your adrenal glands are not working well and you have not been treated for this problem.

Before you take TIROSINT-SOL, tell your doctor about all of your medical conditions, including if you:

- have or have had heart problems
- have or have had thyroid nodules
- have adrenal or pituitary gland problems
- have any food or drug allergies
- have low red blood cell count (anemia)
- have diabetes
- have weak bones (osteoporosis)
- have or had a history of blood clotting problems
- have recently received radiation therapy with iodine (such as I-131)
- are pregnant or plan to become pregnant. Your doctor may need to change your TIROSINT-SOL dose while you are pregnant.
- are breastfeeding. TIROSINT-SOL can pass into your milk. Talk to your doctor about the best way to feed your baby if you take TIROSINT-SOL.

Tell your doctor about all of the medicines you are taking including prescription and over-the-counter medicines, vitamins and herbal supplements. TIROSINT-SOL may affect the way other medicines work, and other medicines may affect how TIROSINT-SOL works so your doctor may have to adjust the amount of medicines you take. You can ask your doctor or pharmacist for a list of medicines that interact with TIROSINT-SOL.

How should I take TIROSINT-SOL?

- TIROSINT-SOL is for oral use only. **Do not** inhale, inject, or place TIROSINT-SOL in the eyes.
- See the detailed “Instructions for Use” that come with TIROSINT-SOL for information on the right way to take your dose of TIROSINT-SOL oral solution.**
- Take TIROSINT-SOL exactly as your doctor tells you to take it.
- Your doctor will tell you how much TIROSINT-SOL to take each day.
- Your doctor may change your dose, if needed.
- Take your dose of TIROSINT-SOL 1 time each day 15 minutes before breakfast on an empty stomach.
- Certain medicines can interfere with how TIROSINT-SOL is absorbed by your body. Take TIROSINT-SOL:
 - o **at least 4 hours before or after** you take medicines that contain calcium carbonate or iron (ferrous sulfate); and
 - o **at least 4 hours before** you take medicines that contain bile acid sequestrants or ion exchange resins.

Know the medicines you take. Ask your doctor or pharmacist for a list of these medicines, if you are not sure.

- Certain foods including soybean flour, cotton seed meal, walnuts, and dietary fiber can affect your treatment and dose of TIROSINT-SOL. Talk to your doctor if you eat or drink these foods.
- Do not** remove TIROSINT-SOL ampules from the sealed aluminum foil pouch until you are ready to use them.
- Use all 5 TIROSINT-SOL ampules within **three (3) months** after opening the aluminum foil pouch.
- Your doctor should do certain blood tests while you are taking TIROSINT-SOL and may change your daily dose of TIROSINT-SOL as needed. Keep taking TIROSINT-SOL unless your doctor tells you to stop or to change your dose.

It may take weeks before you notice your symptoms getting better. **Keep using this medicine even if you feel well.** If you take too much TIROSINT-SOL, call your doctor, your Poison Control Center at 1-800-222-1222, or go to the nearest hospital emergency room right away.

Instructions for Use

TIROSINT®-SOL (tee-row-sent-sōl) (levothyroxine sodium) oral solution

Read this Instructions for Use before you start taking TIROSINT-SOL and each time you get a refill. There may be new information. This leaflet does not take the place of talking to your healthcare provider about your medical condition or treatment.

Important Information:

- TIROSINT-SOL is for oral use only. **Do not** inhale, inject, or place TIROSINT-SOL in the eyes.
- TIROSINT-SOL can be taken:
 - o by diluting or mixing in water first or
 - o by directly squeezing into the mouth or onto a spoon.
- Do not** dilute or mix TIROSINT-SOL with any liquid other than water.
- Open the ampule and prepare the solution right before you take TIROSINT-SOL.
- After you have diluted or mixed TIROSINT-SOL it must be taken or thrown away.

Step 1. Open the aluminum pouch by tearing the edge along the dotted line (See Figure A).

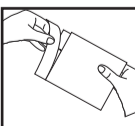


Figure A

Step 2. Remove 1 ampule from the strip to be used right away (See Figure B). Return the unused ampules back into the pouch before storing.

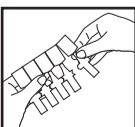


Figure B

Step 3. Hold the TIROSINT-SOL ampule upright (cap on top) between the first finger and thumb without squeezing the ampule. Open the ampule by twisting off the top (See Figure C).

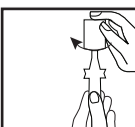


Figure C

Step 4.

Taking TIROSINT-SOL by diluting or mixing:

- Turn the ampule upside down.
- Squeeze the middle, softer part of the ampule between the first finger and thumb **slowly** to release the liquid medicine into a glass or cup containing water, then release the pressure and **wait a few seconds** (See Figure D).
- Keeping the ampule upside down, repeat this step for a minimum of 5 times, until no more liquid medicine comes out of the ampule.
- Stir the solution.
- Drink all the liquid medicine **right away**.
- Rinse the glass or cup with more water and drink to make sure all the medicine has been taken.




Figure D

Taking TIROSINT-SOL directly into the mouth or by spoon:

- Turn the ampule upside down.
- Squeeze the middle, softer part of the ampule between the first finger and thumb **slowly** to release the liquid medicine into the mouth or onto a spoon, then release the pressure and **wait a few seconds** (See Figure E).
- Keeping the ampule upside down, repeat this step for a minimum of 5 times, until no more liquid medicine comes out of the ampule.

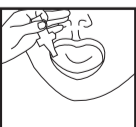


Figure E

Step 5. Throw away (discard) the empty ampule.

How should I store TIROSINT-SOL?

- Store TIROSINT-SOL at room temperature between 68°F to 77°F (20°C to 25°C).
- Use TIROSINT-SOL within three (3) months after opening the pouch. Keep TIROSINT-SOL in the original closed pouch until you are ready to use it as important information may be lost (i.e., manufacturer/distributor names and distributor contact phone number).
- Do not** store the diluted or mixed TIROSINT-SOL solution.
- Keep TIROSINT-SOL and all medicines out of the reach of children.**

This Instructions for Use has been approved by the U.S. Food and Drug Administration.

Manufacturer: IBSA Institut Biochimique SA, 6912 Pazzallo, Switzerland
Marketed and Distributed by: IBSA Pharma Inc., Parsippany, NJ 07054 USA

Issued: November 2023